

Frank Erwich

1001 Chess Exercises for Club Players

The Tactics Workbook that Also Explains All the Key Concepts

New In Chess 2019

Contents

Explanation of symbols	6
Introduction	7
Chapter 1 Elimination of the Defence	9
Chapter 2 Double Attack	23
Chapter 3 Discovered Attack	33
Chapter 4 Skewer	41
Chapter 5 Pin	45
Chapter 6 Trapping a piece	55
Chapter 7 Promotion	63
Chapter 8 Draw	75
Chapter 9 Mate	85
Chapter 10 Defending	103
Chapter 11 Mix	115
Chapter 12 Solutions	129
Glossary	185

Introduction

For the things we have to learn before we can do them, we learn by doing them – Aristotle.

If you agree with the famous Greek philosopher, then this is the right book for you! By working through these 1001 (!) exercises you will train your tactical skills extensively, and I am sure this will make you a much stronger chess tactician.

I have always had a great love for the royal game, and I have been a professional chess teacher in the Netherlands since 2012. During these seven years, I have collected thousands of tactical fragments from tournament chess practice for my pupils to study. A broad selection of these fragments have made it into this book. It is primarily aimed at club players. Of course, this is a broad concept, as the levels of club players diverge enormously. It is not easy to offer appropriate teaching material for such a broad range of readers. Nevertheless, with the huge amount and variety of these exercises, their difference in difficulty, and the hints given below the diagrams, I am convinced that this book will be of great value to any player with an Elo rating ranging from 1500-2000.

Every game fragment highlights a certain area of the tactical spectrum. Each chapter has a different theme, and within this theme the exercises are divided into subthemes. The names of these subthemes can be found in the hints; in the second part of the hints (behind the '+') the aim or point of the move is given. These subthemes are arranged in order of increasing difficulty. Of course, the notion of 'level of difficulty' is partly subjective. But you can be pretty certain that any last exercise from any set in this book will be more challenging than the first.

In Chapters 1-9 you will learn and practice how to win with the most fundamental tactics: Eliminating the defence, Double attack, and so on. In Chapter 10, you are invited to take the opposite side, and required to *defend* against such tactics. Here, you will be facing your own newly-acquired weapons! Chapter 11 is what we might call the Grand Finale. Here, every exercise involves a combination of several different themes, and you won't find any hints below the diagrams. It's almost like playing a real game! So, in this chapter you can test your ability to use the skills you have gained in the previous chapters. The solutions to all the exercises are given in Chapter 12.

For the execution of the right tactic in the right way, one or more preparatory moves are needed in many cases. This means that for most exercises the solution is at least 2½ moves deep (i.e., 5 ply or more). The reason why I have provided hints below the diagrams is that I want you to look in a specific direction. The more you are focused on a particular kind of tactic, the better it will be incorporated into your system, and the better you will be able to apply it in your own games. If you

prefer a bigger challenge, you can cover the hints with a piece of paper or a carbon card.

To group the tactical themes in this book I have largely used the categorization introduced by Cor van Wijgerden and the late Rob Brunia in their Step-by-Step Method. As a young player, I grew up with these great chess teachers by my side, and I still implement their method in my lessons regularly.

Naturally, I have given my own twist to this material by introducing several new categories. Moreover, not only do the types of positions vary widely, but also the players range from elite grandmasters to post-beginners. In some cases I have distilled an exercise from the analysis of a game. In other cases I had to adjust one or two pieces in the original to make an exercise more sound, or more thematic.

I would like to thank Allard Hoogland and Remmelt Otten from New in Chess for their confidence, and for giving me the opportunity to write this book. Of course I also have to mention the editorial team and their efforts to mold the manuscript into a publishable form. They have done a wonderful job! In particular, I would like to express my gratitude to Peter Boel for his useful advice and for fine-tuning my work. Last but not least, I want to thank my parents for their support. Whether it is about chess or something else: they are always there for me.

I sincerely hope you will enjoy working through this book, and that you will reap the benefits of the acquired knowledge and skills in your own games. Have fun, and good luck!

Frank Erwich
Leiden, February 2019

CHAPTER 3

Discovered Attack

A discovered attack is a double attack for which the attacker uses two pieces. By moving one piece, an attack by another piece is ‘discovered’. A picture tells more than a thousand words, so let’s move on immediately to the first example.

Marc Erwich 2364


Marinus Kuijf 2357

Germany tt 2013/14 (6)



□

After the previous moves 11...♖xd4 12.♗xd4 ♕xd4, it seems Black has just captured a poisoned pawn. Black’s queen is a target, as it is loose, and lined up vis-à-vis White’s queen. The only piece standing between the queens is the white bishop. The white bishop and white queen form a **battery**, the bishop being the front piece and the queen the back piece. As soon as the bishop moves, the back piece attacks the queen. With the black king in the middle it is not difficult to spot a target for the front piece: 13.♙g6+, a **discovered attack** (when the back piece is the one that gives check, we speak of a **discovered check**). His king being in check, Black has no time to move away his queen. Normally this will do, but here Black had a devilish trick up his sleeve: 13...hxg6 14.♖xd4 ♙xh2+ 15.♔h1



analysis diagram

and suddenly Black is the one with a battery. After 15...♙e5+ Black’s bishop attacks the white queen and also ‘discovers’ the rook’s check on the white king. Black wins back the queen with interest!

Thus, in the game White played

13.♗b5

Now 13...♙xb5 would be a real howler, as after 14.♙xb5+ White wins the queen by means of a discovered attack. This time Black is not able to surprise White!

If 13...♖b6, then 14.♙e3 and Black is in trouble. After 14...♖a6 White again has a discovered attack with 15.♗c7+; 14...♖c6 15.♖c1 does not help Black either. This means 14...♙c5 is forced, but now White wins an exchange with 15.♙xc5 ♖xc5 16.♖c1 ♖b6 17.♗c7+.

Therefore,

13...♖e5

is the only move and after

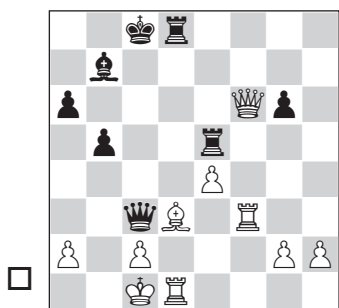
14.f4 ♙c5+ 15.♔h1 ♖b8 16.b4

an exciting struggle arose.

In some of the previous exercises (see No. 7, Jongste-Hilwerda, and No. 75, Smirin-Kunche, in Chapter 1, as well as the final example from the introduction of Chapter 2, Kubo-Krings), a discovered attack was used as the first step of a combination. In this chapter we mainly focus on the discovered attack as the final step of a combination. The preparatory moves we know from the previous chapter come in handy. In the next example, White could have won material with a **decoy**:

Pieter Nieuwenhuis 2216
Ewoud de Groot 2330


Netherlands tt 2014/15 (4)



27. ♖xd8+! ♔xd8 28. ♕e2+
(or 28. ♕f1+-+) Combining a discovered attack with a discovered check! White wins back the queen on the next move. 27. ♖g3 was played in the game.

There are circumstances in which, after one of the players has gained material by a discovered attack, there is still some work to do:

Helge Andreass Nordahl 2340
Aloyzas Kveinys 2526
Norway tt 2012/13 (9)



21... ♘d2! 22. ♗xd2


White could have tried 22. ♖xc8 ♘xf3+. Black captures the knight with check while the c8 ♖ is still hanging, but that's not the end of it! With 23. ♔g2 White attacks the knight, and so 23... ♖xc8 24. ♔xf3 is just equal. Luckily for Black he has an intermediate check: 23... ♘e1+!, saving the knight, and after 24. ♔g1 ♖xc8 Black is winning.

22... ♖xc1 0-1

So, no preparatory move(s) in this case, but a direct discovered attack with a follow-up for which some extra calculation is needed. Exercises 223-229 are similar exceptions; here, the discovered attack is not preceded by preparatory moves, and a follow-up is needed to finish the operation.

In some positions, a battery can be set up with some care:

Wesley So 2540
Abhijeet Gupta 2521
 Dubai 2008 (7)



12. ♖d1!

White puts the 'back piece' in position, threatening 13. ♕a6+.

Moving away the queen, e.g. with 12... ♖e5, does not help Black, as White still plays 13. ♕a6+ and Black has to abandon the defence of his rook:

13... ♖b8 14. ♖xd8+ ♕c8 15. ♖xc8#.

However,

12... ♖b8

does not save Black either. The rook on d8 is loose and White exploits this with


13. ♕c2!

Protecting his own rook, while skewering the black queen and rook! This is actually another type of double attack, which will be discussed in the next chapter.

13... ♖xd1+ 14. ♕xd1
 and White won.


Besides the discovered attack and the discovered check, there is also the **double check**. In this case, both the front piece and the back piece are giving check at the same time. As a consequence, the enemy king cannot get out of the check by interposing a piece or by capturing an attacking piece. The double check is often used in the mating process, and therefore I decided to give more attention to this weapon in Chapter 9 (Mate), although of course a double check can also be instrumental for winning material, see Exercise 217 (Skripa-Buksa) in this chapter, and Exercise 256 (Navara-Bacrot) in the next chapter, or even for making a draw (Exercise 505, Sreeves-Gupta, in Chapter 8).

196




luring

197



luring

198




luring

199




luring

200




luring

201




luring

202




capturing

203




chasing away

204




luring away

205




luring away

206



luring away

207




luring away

208




chasing

209




chasing

210




chasing

211




chasing

212




chasing

213




targeting

214




line clearance

215



line clearance

216




line clearance/luring

217




luring+eliminating the defence

218



luring/chasing

219



luring/chasing

197 29.♖xe8+! ♘xe8 30.exd5+ 1-0

N.Guliyev-Goes, Utrecht 2012.

198 16.♞xe5! and after 16...♙e6 White

soon won. If 16...♖xe5, then 17.♘xc6 ♖c7 (17...bxc6 18.♗d8#) 18.♗d8+ ♗xd8 19.♞xd8# (Köpke-Spiridonov, Sunny Beach 2011).

199 24...♙xc4! 25.♖xc4 ♘e3 26.♙xe3

♞xd1 27.♖xc5? ♘e5! Eliminating the defender of the rook! 28.♚f1 ♘xf3 0-1 Schoorl-S.Dijkhuis, Netherlands tt 2014/15.

200 31.♙e7! 1-0 J.van Foreest-E.l'Ami, Amsterdam ch-NED 2018; 31...♖xe7 32.f6+

♚g8 33.fxe7+–.

201 27.♙c5! ♙xc5 28.dxc5 ♞xd3

28...♖xc5 29.♞xd7+–. 29.♞xd3 ♞xd3 29...♖xc5 30.♞xd8+–. 30.cxb6 1-0 Fedorchuk-Bauer, France tt 2012.

202 28...♖xb6+! 29.axb6 ♙d4+ 30.♚h1

♘f2+ 31.♚g1 ♘d3+ 32.♚h1 ♘xc1 Bianchi-Dragojlovic, Venice 2011 (adjusted).

203 16.♘g5+! ♚g8 17.♘e6 ♘g4 17...♙xe6

18.dxe6 ♖xe6 19.♙xh6+–. 18.♘xf8+– F.Erwich-Wilschut, Voorschoten rapid 2012 (analysis).

204 14.♙xe4 dxe4 15.d5 and White won, Hinrichs-Timman, Helsingor 2018.

205 13.♙b6! axb6 14.axb6 ♖e7 14...♞xa1

15.bxc7+–. 15.♞xa8 and White won in Sohl-Gebhardt, Schwäbisch Gmünd 2012.

206 23...♘g4! 0-1 Zufic-Ivekovic, Zagreb 2012; 24.fxg4 f3!–+.

207 37.♙xc5! 37.♞h1 was played in E.de

Groote-Orlov, Netherlands tt 2013/14. 37...dxc5 37...♞h8 38.♖xe5+!. 38.♖xe5+ fxe5 39.f6+–

208 37.♞d8+! and after making the move

37...♚f7 Black resigned, because White has 38.♘e5+ with a discovered attack, Acs-Schneider, Germany Bundesliga 2013/14.

209 27.♘f6+! ♚f8 27...♚g7 28.♘h5+ (or

28.♘e8+ ♚f8 29.♖h8#) 28...♚h7 29.♖g7#; 27...♚h8 28.♘d5+–. 28.♘d5! 1-0 Nikitinyh-Bezulenko, St Petersburg 2012; 28...♗d6 29.♖h8#.

210 22...b5! 23.♞d4 23.♞e4 ♙f5 24.♞e5

(24.♞d4 ♘c3+–, see the game) 24...♘xf4 25.♞xf5 ♘xe2+–. 23...♘c3! 0-1 Banusz-Timofeev, Warsaw Ech blitz 2011; 24.♞xd8 ♘xe2+ 25.♚h1 ♞xd8+–.

211 22.♞g3! ♙xc3 23.bxc3! The queen

on d2 keeps the f4-knight protected. 23.♖xc3

♖xe4 24.♙xb6? ♖xf4+ is the reason why

White has to play 23.bxc3!. 23...♖xe4

24.♙xb6 ♖c6 25.♘d5 ♚h8 26.♙d4+ 1-0

R.Ratsma-Damen, Borne jr 2016.

212 30...♙f8! 31.♖f6 ♙e7! 32.♖xe5

♙c5+ 33.♚h1 ♞xe5 0-1 Vallejo Pons-Grischuk, Khanty-Mansiysk Wch blitz 2013.

213 11.c4! 11.d4 was played in the

game Karjakin-Aronian, Wijk aan Zee 2017.

11...♘de7 12.c5 ♙xb3 12...♙xc5 13.♙xe6+–.

13.♖xb3+ ♚h8 14.cxb6+–

214 21...♖xa1! 22.♞xa1 ♙xh2+ 23.♚h2

♞xa8 0-1 Yamada-T.Willemze, Hoogeveen 2011.

215 20.g6! fxg6 20...exd5 21.♖xh7#.

21.♘xe7+ ♚f7 22.♖xa5+– Afek-Kogan, Israel rapid 1999 (analysis).

216 35...♞xf1+! 36.♞xf1 36.♚xf1 ♞f5+

37.♚g1 ♖xh4+–. 36...♞g2+! 37.♚xg2 ♖xh4 0-1

Legaspi-Dimakiling, Ho Chi Minh City 2012.

217 24...♞xf4! 25.♖xf4 The game

Skripka-Buksa, Lviv 2012, continued 25.♘c3 ♙f2 26.♖xf4 ♙xe1 and Black soon won.

25...♘d3+! 26.cxd3 ♙e3+–+

218 32...♞c4+! 33.♚a3 33.♚xc4

♞xd1+–+; after 33.♚b3, 33...♞xd1 34.♞xd1

♞c1+–+ is the easiest. 33...♞xd1 0-1 Brito-Vazquez, Asuncion 2012; 34.♞xd1 ♞c3+–+.

219 47...♞h2+! 48.♚f1 48.♚xh2 ♘xf3+

49.♞gxf3 ♖xb2+–. 48...♞f2+ 49.♚xf2 49.♚g1 ♘xf3+

50.♞gxf3 ♖xb2+–. 49...♘g4+ 0-1

Hjartarson-Jobava, Helsingor 2018.

220 34...♞d1+ 35.♚g2 35.♙xd1

♖xd1+ 36.♚g2 ♖e2+ 37.♚g1 ♖f2+ 38.♚h1

♖h2/♖f1# 35...♞g1+ 0-1 Mareco-De

Dovitiis, Montevideo Ach 2018; 36.♚xg1

♙h2+ 37.♚xh2 ♖xd7+–.

221 25...♘f3+! 26.♚h1 26.gxf3 ♞g6+

27.♚h1 ♖xa4+–. 26...♞h6! 0-1 Saunina-

Fatalibekova, Kamena Vourla Wch sr W

2012; 27.♖xd7 (27.gxf3 ♖xa4+–) 27...♞xh2#.

222 22.♞f4! ♖g5 22...♖h5 23.♞h4+–

♖d5 24.♙xh7+ ♚h8 25.♙e4+–. 23.♘xe6!

(23.♙xh7+? ♚xh7 24.♞h4+ ♚g6) 1-0

Kotronias-Landa, Cappelle-la-Grande 2015;

23...fxe6 (23...♗d5 24.♘xf8+–) 24.♞xf8+ ♞xf8

25.♖xg5+–.